


Swivel Joint Styles & Configurations

Swivel joints are available from stock in eight basic styles or configurations. These styles permit 360-degree rotation and movement in one, two, or three planes. They can be combined in an unlimited variety of ways to suit practically any installation.


All swivel joints are assembled using two or more standard pieces. Component piece numbers are shown here with the various swivel joint styles.

NOTE: Although swivel joints can be rotated while under fluid pressure, they are not recommended for services requiring continuous rotary motion.


Low-Pressure and High-Pressure Swivel Joints



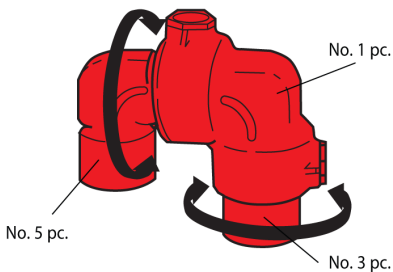
Style 20
Single swivel coupling



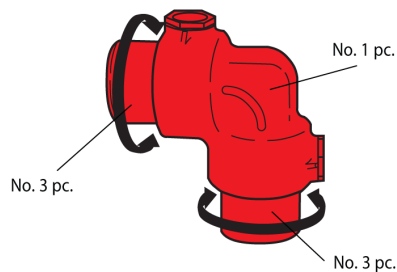
Style 30
Single swivel with one elbow



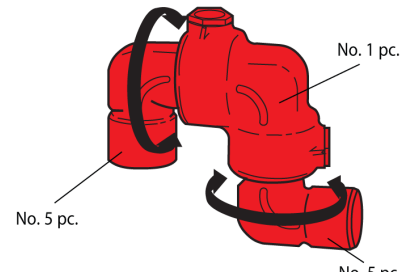
Style 40
Single swivel with two elbows



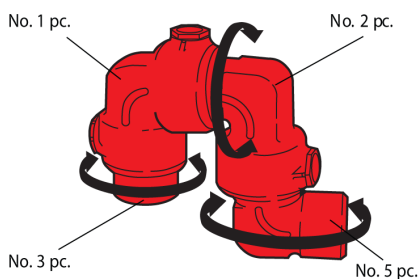
Style 50
Two swivels with two elbows



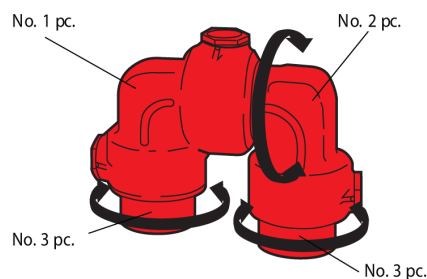
Style 60
Two swivels with one elbow



Style 70
Two swivels with three elbows



Style 80
Three swivels with three elbows















Style 10
Three swivels with two elbows

<http://www.globalsupplyline.com.au>

GLOBAL SUPPLY LINE HOLDS LARGE STOCKS

Swivel Joint Available Styles

- standard or reinforced configuration -

 <p>20 standard</p>	 <p>30 posed</p>	 <p>suspended</p>
 <p>40 standard</p>	 <p>50 posed</p>	 <p>suspended</p>
 <p>60 standard</p>	 <p>70 posed</p>	 <p>suspended</p>
 <p>10 standard</p>	 <p>80 posed</p>	 <p>suspended</p>

<http://www.globalsupplyline.com.au>

GLOBAL SUPPLY LINE HOLDS LARGE STOCKS

